

PGIM India Corporate Bond Fund

Corporate Bond Fund - An open ended debt scheme predominantly investing in AA+ and above rated corporate bonds. A relatively high interest rate risk and moderate credit risk scheme.

Rated AAAMfs by ICRA##

March 2026

Why invest in PGIM India Corporate Bond Fund?

Investors with concerns of credit quality on corporate assets and liquidity pressures can consider investing in PGIM India Corporate Bond Fund for its very high quality portfolio of instruments. PGIM India Corporate Bond Fund is rated as [ICRA] AAAMfs, denoting the highest level of safety regarding timely receipt of payments from the investments the scheme has made.

Investment Strategy

- PGIM India Corporate Bond Fund seeks to generate income through investments in a range of corporate debt, Central & State government securities and money market instruments.
- The portfolio duration is decided based on the fund manager's assessment of expected movement in interest rates, liquidity conditions and other macroeconomic factors.

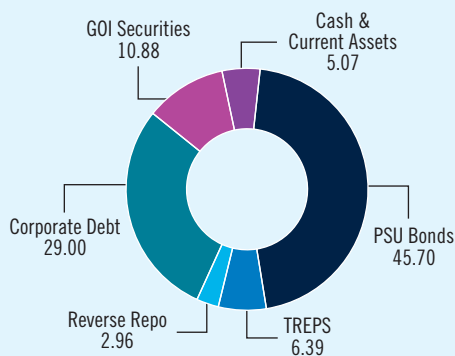
Portfolio Positioning*

- Portfolio predominantly consists of AAA/A1+ rated corporate bonds and PSU/PFI bonds.
- Credit Quality as on 31st March 2026: AAA/A1+/Sovereign securities comprises 88.88% of the portfolio.
- Average maturity of the portfolio as of 31st March, 2026 stood at 3.31 years.

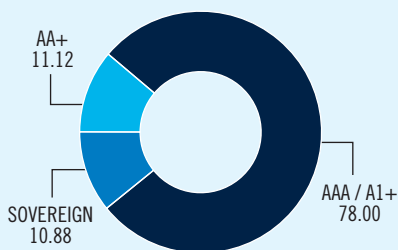
Who should invest?

PGIM India Corporate Bond Fund is ideal for investors considering investing in a moderate portfolio of debt securities including bonds and money market instruments.

Asset Allocation (% AUM)



Credit Quality Profile (% AUM)



Fund Details

AUM as on March 31, 2026 (₹ in Crore):	81.41
For the Debt Portfolio	
Portfolio Yield (%)	7.36
Modified Duration (years)	2.56
Average Portfolio Maturity (years)	3.31
Macaulay Duration (years)	2.73

Portfolio (Top Ten Holdings)

Issuer	% to Net Assets	Rating
Indian Railway Finance Corporation Ltd	9.04	CRISIL AAA
Aditya Birla Housing Finance Ltd	6.17	ICRA AAA
Muthoot Finance Limited	6.16	CRISIL AA+
Bajaj Housing Finance LTD	6.16	CRISIL AAA
National Bank For Agriculture & Rural Development	6.16	CRISIL AAA
Power Finance Corporation Ltd.	6.08	CRISIL AAA
7.48 Andhra Pradesh SGS MAT 2034	6.06	SOV
Rural Electrification Corporation Ltd.	5.97	ICRA AAA
Housing & Urban Development Corporation Ltd	5.92	ICRA AAA
Shriram Finance Ltd (Formerly Shriram Transport Finance Co. Ltd.)	4.96	CRISIL AA+

Please visit <https://www.pgimindia.com/mutual-funds/disclosures/Portfolios/Monthly-Portfolio> for complete details on portfolio holding of the Scheme.

Fund Manager's View

- The last month of the financial year proved to be the most eventful month over the last few years as geo political issues took centre stage, roiling markets across the globe and across asset classes. As the war in Middle East extended beyond initial expectations, INR and Indian markets came under increasing pressure owing to the Indian economy's energy dependency. INR weakened to an all-time low against the USD crossing 95, before a minor pullback, closing the month at 94.83.
- In consonance with the move in INR, there was selloff across the curve in bonds as well with the benchmark 10yr bond yield up 37 bps in the month. There was simply no appetite for buying bonds in the market in spite of RBI conducting OMO purchases of INR 1.76 lac crore during the month. In FY26, RBI has bought INR 8.77 lac crore worth of bonds in OMO purchases and despite such huge support bond yields have continued to trend higher since July of 2025. SDL supply has put pressure along with elevated credit deposit ratio of the banking system.
- The banking system deposits showed a growth of 10.80% during the year while banking credit grew at 13.80% in FY26. Money market yields also rose 30-40 bps across the curve with the 1yr maturity CD yield trading in the vicinity of 7.25% and 3 month maturity CD getting traded at a yield of 7.60%. Overall, the bond market sentiments remain pretty weak. Earlier in the month, CPI inflation came in at 3.21%, in line with expectations on back of higher fuel prices with "core" Inflation remaining benign at 3.40%. Given the sharp surge in crude oil and fertilizer prices, the duration of the Middle East conflict will have a direct impact on Inflation and economic growth for FY27. Commercial LPG prices have already been increased twice while the excise duties on petrol and diesel have been reduced to cushion the impact on oil marketing companies. Overall, the Inflation outlook has worsened and the outlook on growth has become muddled. The duration of the conflict and the sustainability of the elevated crude oil prices will have a direct bearing on Inflation.
- RBI has taken administrative steps to support INR, which can help in the short term but INR remains the worst performer in Asia and among emerging markets, having depreciated ~11% in FY26. FPI outflows continued, with USD 12.68 bn flowing out of equity markets in March, while debt outflows stood at USD 1.74 bn. RBI's short position in the forwards market is believed to have gone up substantially near to USD 100 bn and there are some concerns around macroeconomic stability.
- The OIS curve has risen sharply with the 5yr OIS trading at 6.78%, up 79 bps during the month and 1 yr OIS up 77 bps during the month. The OIS curve is pricing in 125 bps of rate hikes in the year ahead.
- Globally, bond yields hardened by 30–60 bps, reflecting a worsening inflation outlook.
- The duration and the extent of the Middle East conflict will be a key determinant of the Inflation and the growth outlook for FY27. Though the Inflation outlook has worsened markedly, we do not expect a rate hike by the MPC in next week's policy meeting as the current lower Inflation buys some time for the MPC to wait and gauge the impact of the rapidly evolving situation. We expect RBI to sound hawkish with a decent probability of a change in the monetary policy stance, signalling the end of the rate cutting cycle.

Source: RBI, Bloomberg.

About Us

PGIM India Mutual Fund is part of PGIM, the global investment management arm of Prudential Financial, Inc. (PFI), with over **\$1.44 trillion** in assets under management. PGIM India Asset Management offers a comprehensive range of equity and fixed income solutions through mutual funds, alternatives, and portfolio management services. Leveraging PGIM's 150-year **shared legacy** and expertise across more than 30 market cycles, PGIM India combines global insights with local investment expertise to provide an enriching investment experience. Headquartered in Mumbai, the fund house operates across **25 cities** in India, managing 25 open-ended funds.

Source: www.pgim.com

Asset Allocation

Instruments	Indicative allocations (% of total Assets)	
	Minimum	Maximum
Corporate Debt instruments (AA+ and above rated)	80%	100%
Other debt (including Government securities) and Money Market Instruments	0%	20%

Please refer to the Scheme Information Document for more details on asset allocation.

Key Features



Benchmark index:
CRISIL Corporate Debt A-II Index



Fund Manager:
Mr. Puneet Pal and Mr. Akhil Dhar



Exit load: Nil

Potential Risk Class

Credit Risk →	Relatively Low (Class A)	Moderate (Class B)	Relatively High (Class C)
Interest Rate Risk ↓			
Relatively Low (Class I)			
Moderate (Class II)			
Relatively High (Class III)		B-III	

Macaulay Duration: The Macaulay duration is the weighted average term to maturity of the cash flows from a bond. The weight of each cash flow is determined by dividing the present value of the cash flow by the price.

Modified Duration: Modified duration is the price sensitivity and the percentage change in price for a unit change in yield.

##ICRA has assigned the "[ICRA] AAAMfs" (pronounced as ICRA triple A m f s) rating to the PGIM India Corporate Bond Fund. Schemes with this rating are considered to have the highest degree of safety regarding timely receipt of payments from the investments that they have made. The ratings should, however, not be construed as an indication of the performance of the Mutual Fund scheme or of volatility in its returns. For complete rating scale and definitions please refer to ICRA's Website www.icra.in or other ICRA Rating Publications ICRA Credit Quality Rating Methodology for debt mutual fund schemes. ICRA's mutual fund rating methodology is based on evaluating the inherent credit quality of the fund's portfolio. As a measure of the credit quality of a debt fund's assets, ICRA uses the concept of "credit scores". These scores are based on ICRA's estimates of credit risk associated with each exposure of the portfolio taking into account its maturity. To quantify the credit risk scores, ICRA uses its database of historical default rates for various rating categories for various maturity buckets. The credit risk ratings incorporate ICRA's assessment of a debt fund's published investment objectives and policies, its management characteristics, and the creditworthiness of its investment portfolio. ICRA reviews relevant fund information on an ongoing basis to support its published rating opinions. If the portfolio credit score meets the benchmark of the assigned rating during the review, the rating is retained. In an event that the benchmark credit score is breached, ICRA gives a month's time to the debt fund manager to bring the portfolio credit score within the benchmark credit score. If the debt fund manager is able to reduce the portfolio credit score within the benchmark credit score, the rating is retained. If the portfolio still continues to breach the benchmark credit score, the rating is revised to reflect the change in credit quality.

www.pgimindia.com/mutual-funds

1800 209 7446


Follow us on:

Riskometer

This product is suitable for investors who are seeking*:

- Income over the medium term
- Investments predominantly in AA+ and above rated corporate bonds including bonds
- Degree of risk – MODERATE

*Investors should consult their financial advisers if in doubt about whether the product is suitable for them.



The risk of the scheme is moderate



The views of the Fund Manager should not be construed as an advice and investors must make their own investment decisions regarding suitability of the funds based on their specific investment objectives and financial positions and using such independent advisors as they believe necessary. Investors are advised to consult their own legal, tax and financial advisors to determine possible tax, legal and other financial implication or consequence of subscribing to the units of the PGIM India Mutual Fund ("Fund").

© Prudential Financial, Inc. (PFI) and its related entities. PGIM, the PGIM logo, and the Rock symbol are service marks of Prudential Financial, Inc., and its related entities, registered in many jurisdictions worldwide.

Mutual Fund investments are subject to market risks, read all scheme related documents carefully.